

PRESUPUESTO DE EGRESOS 2026
ANEXO 4. TABULADOR DE REMUNERACIONES
CENTRO DE ASISTENCIA SOCIAL RAFAEL NIETO

Descripción de Puestos	Nivel	Categoría	No. Pizas	MENSUALES							ANUALES						
				1. Remuneraciones al personal de Carácter Permanente	2. Remuneraciones al personal de Carácter Transitorio	3. Remuneraciones Adicionales y Especiales	4. Seguridad Social	5. Otras Prestaciones Sociales y Económicas	6. Previsiones	7. Pago de Estimulos a Servidores Públicos	8. Total Mensual (suma 1 al 7)	9. Total Mensual Anualizado (6 por 12 meses)	Total Mensual Neto después de ISR y otras retenciones (individualizado por puesto)	10. Remuneraciones Adicionales y Especiales	11. Otras Prestaciones Sociales y Económicas	12. Total Anual (10+11)	13. Total Mensual Anualizado* (9+12)
Confianza				29,835.00	-	11,389.06	2,200.00	-	-	-	43,404.06	520,848.72	27,330.25	89,505.00	43,171.72	132,676.72	653,525.44
DIRECTORA GENERAL	14	6	1	29,835.00	-	11,389.06	2,200.00	-	-	-	43,404.06	520,848.72	27,330.25	89,505.00	43,171.72	132,676.72	653,525.44
Base			26	348,903.51	-	198,835.87	193,835.40	-	-	-	741,574.74	9,376,837.88	480,697.72	1,076,716.53	2,362,821.68	3,429,322.18	12,808,786.07
JEFE DE DEPARTAMENTO	13	7	1	40,140.03	-	22,410.95	21,761.80	-	-	-	87,638.79	1,051,665.42	52,043.83	120,420.09	207,990.27	328,010.36	1,279,675.78
JEFE DE GRUPO	8	11	1	28,100.46	-	15,008.80	13,489.20	-	-	-	56,591.82	714,381.83	36,940.74	84,301.38	153,674.22	237,875.60	952,257.43
SECRETARIA DE DIRECTOR	6	7	1	28,100.46	-	14,927.00	13,489.20	-	-	-	56,591.82	713,400.33	36,940.74	84,301.38	161,714.22	246,015.60	959,415.93
TECNICO NO ESPECIALIZADO	5	14	2	46,050.28	-	24,864.71	23,113.60	-	-	-	97,998.61	1,175,983.27	61,344.90	138,150.84	288,505.36	426,656.20	1,602,639.47
MAESTRO O EDUCADOR	5	12	9	-	-	-	-	-	-	-	-	-	-	-	-	-	-
SECRETARIA TAQUIMECANOGRAFIA	5	9	1	23,025.14	-	12,565.94	12,365.80	-	-	-	50,952.89	605,754.64	31,876.07	69,075.42	216,655.62	285,731.04	892,485.88
ENFERMERO AUXILIAR	5	7	2	46,050.28	-	24,782.92	23,113.60	-	-	-	97,766.81	1,173,201.77	61,229.50	138,150.84	276,885.36	414,836.20	1,598,037.97
AUXILIAR EN MANTENIMIENTO "A"	14	12	1	-	-	-	-	-	-	-	-	-	-	-	-	-	-
AUXILIAR EN PUERCULTISTA	3	15	1	19,119.68	-	10,755.62	10,881.00	-	-	-	41,056.30	492,675.62	25,900.87	57,359.04	128,111.59	185,470.63	678,146.25
CHOFER DE SEGUNDA	3	1	1	19,119.68	-	10,755.62	10,881.00	-	-	-	40,756.30	489,075.62	25,600.87	57,359.04	124,431.59	181,790.63	670,989.25
JARDINERO	3	13	1	19,119.68	-	10,960.10	10,881.00	-	-	-	42,010.78	504,129.37	26,650.87	57,359.04	186,117.25	243,476.28	747,605.65
COCCINERA	3	5	3	57,339.04	-	32,348.66	32,643.00	-	-	-	127,974.63	1,536,695.59	82,428.53	172,077.12	371,547.65	543,624.77	2,079,320.37
MOZO DE OFICINA	2	8	1	16,878.20	-	9,527.70	10,685.20	-	-	-	38,246.32	470,955.80	25,111.18	50,534.60	121,894.75	172,319.36	634,275.16
LAVANDERA	1	1	1	15,840.58	-	9,487.85	10,550.00	-	-	-	37,384.47	448,613.61	23,991.62	47,321.74	115,903.75	163,425.50	612,039.11
Honorarios Asimilables				-	-	78,025.47	-	-	-	-	340,981.47	4,183,777.64	170,220.47	189,882.00	-	189,882.00	4,333,639.64
HONORARIOS ASIMILABLES A SALARIOS				-	-	78,025.47	-	-	-	-	346,981.47	4,183,777.64	170,220.47	189,882.00	-	189,882.00	4,333,639.64
TOTALES			27.00	388,739	270,556	9,700	286,230	196,035	20,103	1,171,763	14,061,159	687,608	1,336,078	2,395,693	3,731,771	17,792,930	

NOTAS

FUENTE DE FINANCIAMIENTO	
FEDERAL	
ESTATAL	\$ 17,792,930.15
PROPIOS	
TOTAL CAPITAL O 1000	\$ 17,792,930.15

DIRECTOR GENERAL
Dra. Edna Anita López


DEPARTAMENTO ADMINISTRATIVO
C P María José Treviño Baez

DIRECCIÓN GENERAL DE RECURSOS HUMANOS
Lic. Jessica Falcón Compañ


Descripción de Puestos	Nivel	Categ.	No. Plazas	MENSUALES							ANUALES		13. Total Mensual Anualizado + Anual (9+12)				
				1. Remuneraciones al personal de Carácter Permanente	2. Remuneración es al personal de Carácter Transitorio	3. Remuneraciones Adicionales y Especiales	4. Seguridad Social	5. Otras Prestaciones Sociales y Económicas	6. Previsiones	7. Pago de Estimulos a Servidores Públicos	8. Total Mensual (suma 1 al 7)	9. Total Mensual Anualizado (8 por 12 meses)		Total Mensual Neto después de ISR y otras retenciones (individualizado por puesto)	10. Remuneraciones Adicionales y Especiales	11. Otras Prestaciones Sociales y Económicas	
Confianza																	
Directora General	14		1	37,170.00		7,459.00	5,836.00	7,843.00				58,308.00	\$ 699,696.00	\$ 42,886.00			\$ 699,696.00
Base																	
Vigilante	2		1	16,386.00		8,538.00	5,089.80	17,055.00	2,896.00	897.00	50,861.80	\$ 610,341.60	\$ 35,213.00				\$ 610,341.60
Mozo de Casa de Asistencia	2		3	49,158.00		28,820.00	19,339.20	63,482.00	5,587.00	7,792.00	174,178.20	\$ 2,090,138.40	\$ 34,870.00				\$ 2,090,138.40
Ayudante de Cocina	2		1	16,386.00		5,705.00	5,089.80	32,396.00	1,897.00	1,137.00	62,610.80	\$ 751,329.60	\$ 22,540.00				\$ 751,329.60
Multititista	3		1	18,562.00		7,191.00	4,998.00	16,691.00	1,516.00	2,288.00	51,246.00	\$ 614,952.00	\$ 32,822.00				\$ 614,952.00
Auxiliar de Puericultista	3		10	185,620.00		113,241.00	34,994.16	210,400.00	18,492.00	18,815.00	581,562.16	\$ 6,978,745.92	\$ 37,408.33				\$ 6,978,745.92
Enfermera Auxiliar	5		1	22,358.00		11,037.00	5,842.56	18,203.00	1,223.00	1,552.00	60,215.56	\$ 722,586.72	\$ 41,983.00				\$ 722,586.72
Educadora	5		2	44,716.00		16,074.00	10,461.12	36,405.00	2,447.00	3,103.00	113,206.12	\$ 1,358,473.44	\$ 83,966.00				\$ 1,358,473.44
Auxiliar Administrativo	5		3	67,074.00		24,111.00	15,793.68	54,608.00	3,670.00	4,654.00	169,910.68	\$ 2,038,928.16	\$ 125,949.00				\$ 2,038,928.16
Enfermera General	6		4	96,000.00		33,613.00	21,894.30	74,972.00	7,253.00	6,662.00	240,394.30	\$ 2,884,731.60	\$ 166,588.00				\$ 2,884,731.60
Enfermera Titulada	9		1	29,400.00		9,608.00	5,993.52	21,971.00	3,609.00	2,039.00	72,620.52	\$ 871,446.24	\$ 49,641.00				\$ 871,446.24
Jefe de Departamento	13		1	38,971.00		8,992.00	6,273.00	31,131.00	3,133.00	2,704.00	91,204.00	\$ 1,094,448.00	\$ 65,576.00				\$ 1,094,448.00
Honorarios Asimilables					294,145.42		22,541.00				316,686.42	\$ 3,800,237.04	\$ 228,971.00				\$ 3,800,237.04
Honorarios Profesionales																	
TOTALES				\$ 621,801	\$ 294,145	\$ 274,389	\$ 164,146	\$ 585,157	\$ 51,723	\$ 51,643	\$ 2,043,005	\$ 24,516,055	\$ 968,413	\$ -	\$ -	\$ -	\$ 24,516,055

NOTAS

DIRECTOR GENERAL



Ana Maria Luqueño Castro

DIRECTOR ADMINISTRATIVO


Jhiletta Gomez Echavarria

OFICIALIA MAYOR

DIRECCIÓN GENERAL DE RECURSOS HUMANOS
Revisión y validación


Lic. Jessica Falco Compean

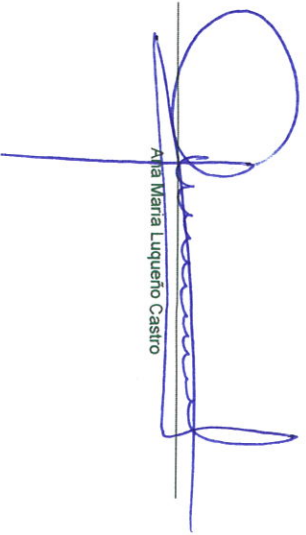


NOTAS:

FUENTE DE FINANCIAMIENTO	
FEDERAL	\$ -
ESTATAL	\$ 24,516,055
PROPIOS	\$ -
TOTAL CAPITULO 1000	\$ 24,516,055

NOTAS:


DIRECTOR GENERAL


 Ana Maria Luqueño Castro

DIRECTOR ADMINISTRATIVO


 Dulcinea Gomez Echavarría

OFICIALIA MAYOR
 DIRECCION GENERAL DE RECURSOS HUMANOS

Revisión y validación

 Lic. Jessica Farión Compeán

PRESUPUESTO DE EGRESOS 2026
ANEXO 4. TABULADOR DE REMUNERACIONES
SISTEMA DE FINANCIAMIENTO PARA EL DESARROLLO DEL ESTADO DE SAN LUIS POTOSÍ

Descripción de Puestos	Nivel	Categ.	No. Pizaz	MENSUALES							8.	9.	Total Mensual Neto después de ISR y otras retenciones (individualizado por puesto)	ANUALES			13.
				1.	2.	3.	4.	5.	6.	7.				10.	11.	12.	
Base				Remuneraciones al personal de Carácter Permanente	Remuneraciones al personal de Carácter Transitorio	Remuneraciones Adicionales y Especiales	Seguridad Social	Otras Prestaciones Sociales y Económicas	Previsiones	Pago de Estimulos a Servidores Públicos	Total Mensual (suma 1 al 7)	Total Mensual Anualizado (9 por 12 meses)		Remuneraciones Adicionales y Especiales	Otras Prestaciones Sociales y Económicas	Total Anual (10+11)	Total Mensual Actualizado * (9+12)
SECRETARIA DEL SECRETARIO	10	10	1	30,849.00	0.00	0.00	3,665.00	18,513.00	0.00	2,057.00	55,024.00	660,288.00	30,849.00	82,263.00	87,787.00	170,050.00	830,338.00
AUXILIAR ADMINISTRATIVO	7	2	1	24,955.00	0.00	0.00	3,193.00	16,055.00	0.00	1,664.00	45,877.00	550,524.00	24,955.00	66,573.00	75,689.00	142,242.00	692,966.00
LUBER	3	8	1	18,181.00	0.00	0.00	2,718.00	13,426.00	0.00	1,212.00	35,537.00	426,444.00	18,181.00	48,484.00	62,129.00	110,613.00	537,057.00
MOZO DE ORIGINA	2	8	1	16,050.00	0.00	0.00	2,568.00	12,905.00	0.00	1,070.00	32,594.00	391,328.00	16,050.00	42,299.00	57,812.00	100,611.00	491,739.00
TOTALS BASE				90,045.00	0.00	0.00	12,085.00	60,899.00	0.00	6,003.00	169,032.00	2,028,384.00	90,045.00	240,119.00	283,597.00	523,716.00	2,552,100.00
Confianza																	
COORDINACION GENERAL EJECUTIVA	1	G	1	38,829.00	0.00	0.00	10,734.00	2,849.00	0.00	7,766.00	60,178.00	722,136.00	30,422.00	97,073.00	0.00	97,073.00	819,209.00
DIRECCION GENERAL DE FINANCIAMIENTO Y OPERACION	1	F	1	80,983.00	0.00	0.00	21,661.00	4,957.00	0.00	16,197.00	123,798.00	1,485,576.00	60,028.00	202,457.00	0.00	202,457.00	1,688,033.00
DIRECCION DE ASUNTOS JURIDICOS Y DERECHOS HUMANOS	1	E	1	49,600.00	0.00	0.00	13,526.00	3,388.00	0.00	9,920.00	76,434.00	917,208.00	38,179.00	124,000.00	0.00	124,000.00	1,041,208.00
DIRECCION DE CREDITO Y GARANTIAS	1	E	1	49,600.00	0.00	0.00	13,526.00	3,388.00	0.00	9,920.00	76,434.00	917,208.00	38,179.00	124,000.00	0.00	124,000.00	1,041,208.00
DIRECCION DE TECNOLOGIAS DE LA INFORMACION	1	E	1	49,600.00	0.00	0.00	13,526.00	3,388.00	0.00	9,920.00	76,434.00	917,208.00	38,179.00	124,000.00	0.00	124,000.00	1,041,208.00
DIRECCION DE ESTRATEGIAS FINANCIERAS	2	E	1	54,936.00	0.00	0.00	14,907.00	3,654.00	0.00	10,985.00	84,472.00	1,013,664.00	41,931.00	137,315.00	0.00	137,315.00	1,150,979.00
DIRECCION DE PRODUCTOS FINANCIEROS	3	E	1	59,330.00	0.00	0.00	16,048.00	3,875.00	0.00	11,866.00	91,119.00	1,093,428.00	45,271.00	148,325.00	0.00	148,325.00	1,241,753.00
DIRECCION DE ADMINISTRACION	3	E	1	59,330.00	0.00	0.00	16,048.00	3,875.00	0.00	11,866.00	91,119.00	1,093,428.00	45,271.00	148,325.00	0.00	148,325.00	1,241,753.00
EJECUTIVO DE FOMENTO EMPRESARIAL Y PROMOCION	1	D	1	20,410.00	0.00	0.00	5,960.00	1,929.00	0.00	4,082.00	32,381.00	388,572.00	17,148.00	51,025.00	0.00	51,025.00	439,597.00
EJECUTIVO DE FOMENTO EMPRESARIAL Y OPERACION	2	D	1	22,604.00	0.00	0.00	6,529.00	2,038.00	0.00	4,521.00	35,692.00	428,304.00	18,512.00	56,510.00	0.00	56,510.00	484,814.00
ENCARGADO DE RECURSACION DE CARTERA	3	D	1	30,107.00	0.00	0.00	8,473.00	2,413.00	0.00	6,021.00	47,014.00	564,088.00	24,450.00	75,286.00	0.00	75,286.00	639,374.00
ENCARGADO DE OPERACION DE CONVENIOS	4	D	1	31,446.00	0.00	0.00	8,821.00	2,480.00	0.00	6,289.00	49,036.00	588,432.00	25,166.00	78,615.00	0.00	78,615.00	667,047.00
ENCARGADO DE ANALISIS DE CREDITO	5	D	1	32,672.00	0.00	0.00	9,138.00	2,542.00	0.00	6,534.00	50,866.00	610,632.00	26,533.00	81,680.00	0.00	81,680.00	692,312.00
VERIFICADOR Y ASesor DE NEGOCIOS A	1	C	1	19,774.00	0.00	0.00	5,795.00	1,897.00	0.00	3,955.00	31,421.00	377,052.00	16,613.00	49,435.00	5,483.00	54,918.00	431,970.00
VERIFICADOR Y ASesor DE NEGOCIOS B	2	C	1	20,410.00	0.00	0.00	5,960.00	1,929.00	0.00	4,082.00	32,381.00	388,572.00	17,148.00	51,025.00	5,483.00	56,508.00	445,080.00
VERIFICADOR Y ASesor DE NEGOCIOS B	2	C	1	20,410.00	0.00	0.00	5,960.00	1,929.00	0.00	4,082.00	32,381.00	388,572.00	17,148.00	51,025.00	5,483.00	56,508.00	445,080.00
ASISTENTE DEL DIRECTOR	1	B	1	12,810.00	0.00	0.00	3,990.00	1,540.00	0.00	2,562.00	20,911.00	250,932.00	11,246.00	32,025.00	0.00	32,025.00	282,957.00
ANALISTA DE PROGRAMAS ESTRATEGICOS	1	B	1	12,810.00	0.00	0.00	3,990.00	1,540.00	0.00	2,562.00	20,911.00	250,932.00	11,246.00	32,025.00	0.00	32,025.00	282,957.00
RECEPCIONISTA / ASISTENTE DE PROGRAMAS ESTRATEGICOS E IMPULSO EMPRESARIAL	2	B	1	13,810.00	0.00	0.00	4,249.00	1,599.00	0.00	2,762.00	22,420.00	269,040.00	11,914.00	34,525.00	0.00	34,525.00	303,565.00
AUXILIAR ADMINISTRATIVO	2	B	1	13,810.00	0.00	0.00	4,249.00	1,599.00	0.00	2,762.00	22,420.00	269,040.00	11,914.00	34,525.00	0.00	34,525.00	303,565.00
ANALISTA DE PROCESOS Y CALIDAD	3	B	1	14,100.00	0.00	0.00	4,324.00	1,613.00	0.00	2,820.00	22,937.00	274,284.00	12,263.00	35,290.00	0.00	35,290.00	309,574.00
ASISTENTE DE DIRECCION	4	B	1	15,276.00	0.00	0.00	4,629.00	1,672.00	0.00	3,055.00	24,632.00	295,984.00	13,238.00	38,190.00	0.00	38,190.00	333,774.00
ASISTENTE DE FONDOS SAN LUIS PARA LA MICROEMPRESA	4	B	1	15,276.00	0.00	0.00	4,629.00	1,672.00	0.00	3,055.00	24,632.00	295,984.00	13,238.00	38,190.00	0.00	38,190.00	333,774.00
ENLACE Y GESTION INTERGOBIERNAMENTAL	5	B	1	16,886.00	0.00	0.00	5,047.00	1,752.00	0.00	3,377.00	27,062.00	324,744.00	14,258.00	42,215.00	0.00	42,215.00	366,959.00
ANALISTA DE CREDITO Y CARTERA	6	B	1	18,053.00	0.00	0.00	5,349.00	1,811.00	0.00	3,611.00	28,624.00	345,888.00	15,128.00	45,133.00	0.00	45,133.00	391,021.00
ABOGADO	7	B	1	20,121.00	0.00	0.00	5,885.00	1,914.00	0.00	4,024.00	31,944.00	383,328.00	16,905.00	50,303.00	0.00	50,303.00	433,631.00
ABOGADO	7	B	1	20,121.00	0.00	0.00	5,885.00	1,914.00	0.00	4,024.00	31,944.00	383,328.00	16,905.00	50,303.00	0.00	50,303.00	433,631.00
ANALISTA DE CARTERA	8	B	1	20,410.00	0.00	0.00	5,960.00	1,929.00	0.00	4,082.00	32,381.00	388,572.00	17,148.00	51,025.00	0.00	51,025.00	439,597.00

PRESUPUESTO DE EGRESOS 2026
ANEXO 4. TABULADOR DE REMUNERACIONES
SISTEMA DE FINANCIAMIENTO PARA EL DESARROLLO DEL ESTADO DE SAN LUIS POTOSÍ

Descripción de Puestos	Nivel	Categoría	No. Puestos	MENSUALES							ANUALES						
				1. Remuneraciones al personal de Carácter Permanente	2. Remuneraciones al personal de Carácter Transitorio	3. Remuneraciones Adicionales y Especiales	4. Seguridad Social	5. Otras Prestaciones Sociales y Económicas	6. Previsiones	7. Pago de Estimulos a Servidores Públicos	8. Total Mensual (suma 1a-7)	9. Total Mensual Anualizado (8 por 12 meses)	Total Mensual Neto después de ISR y otras retenciones (individualizado por puesto)	10. Remuneraciones Adicionales y Especiales	11. Otras Prestaciones Sociales y Económicas	12. Total Anual (10+11)	13. Total Mensual Anualizado * (9+12)
ASISTENTE ADMINISTRATIVO	9	B	1	30,107.00	0.00	0.00	8,473.00	2,413.00	0.00	6,021.00	47,014.00	564,168.00	24,450.00	75,268.00	75,268.00	639,436.00	
AUXILIAR DE ARCHIVO Y TRANSPARENCIA	1	A	1	12,810.00	0.00	0.00	3,990.00	1,549.00	0.00	2,562.00	20,911.00	250,932.00	11,246.00	32,025.00	32,025.00	282,957.00	
AUXILIAR DE COBRANZA	1	A	1	12,810.00	0.00	0.00	3,990.00	1,549.00	0.00	2,562.00	20,911.00	250,932.00	11,246.00	32,025.00	32,025.00	282,957.00	
AUXILIAR DE DESARROLLO FINANCIERO	1	A	1	12,810.00	0.00	0.00	3,990.00	1,549.00	0.00	2,562.00	20,911.00	250,932.00	11,246.00	32,025.00	32,025.00	282,957.00	
AUXILIAR DE RECURSACIÓN	2	A	1	19,774.00	0.00	0.00	5,795.00	1,897.00	0.00	3,955.00	31,421.00	377,052.00	16,588.00	49,433.00	49,433.00	426,487.00	
AUXILIAR ADMINISTRATIVO	3	A	1	20,410.00	0.00	0.00	5,960.00	1,929.00	0.00	4,082.00	32,381.00	388,572.00	17,122.00	51,025.00	51,025.00	439,597.00	
TOTALES CONFINANZA				942,235.00	0.00	0.00	266,996.00	77,990.00	0.00	188,446.00	1,475,667.00	17,708,004.00	757,459.00	2,355,590.00	2,372,039.00	20,080,043.00	
TOTALES GENERALES				\$ 1,032,280.00	\$ -	\$ -	\$ 279,081.00	\$ 138,839.00	\$ -	\$ 194,449.00	\$ 1,644,699.00	\$ 19,726,388.00	\$ 847,504.00	\$ 2,595,709.00	\$ 300,046.00	\$ 2,895,755.00	\$ 22,632,143.00

NOTAS:

FUENTE DE FINANCIAMIENTO / TOTAL	
FEDERAL	-
ESTATAL	8,999,756.00
PROPIOS	13,632,387.00
TOTAL TABULADO CAPITULO 1000	22,632,143.00

COORDINADOR GENERAL EJECUTIVO DEL SIFIDE

Lic. Jovanny de Jesús Ramón Cruz

DIRECTOR DE ADMINISTRACIÓN

L.C. Efraín Zarco González

OFICIAL/A MAYOR
DIRECCIÓN GENERAL DE RECURSOS HUMANOS
Revisión y Validación

Lic. Jessica Falcón Compean

PRESUPUESTO DE EGRESOS 2026
ANEXO 4. TABULADOR DE REMUNERACIONES
INSTITUTO POTOSINO DE BELLAS ARTES

Descripción de Puestos	Nivel	Categ.	No. Pizarras	MENSUAL, C\$							ANUALES						
				1. Remuneraciones al Personal de Carácter Permanente	2. Remuneraciones al Personal de Carácter Transitorio	3. Remuneraciones Adicionales y Especiales	4. Seguridad Social	5. Otras Prestaciones Sociales y Económicas	6. Provisiones	7. Pago de Estímulos a Servidores Públicos	8. Total Mensual (suma 1 al 7)	9. Total Mensual Anualizado (8 por 12 meses)	Total Mensual (suma de 10, 11 y 12)	10. Remuneración Adicionales y Especiales	11. Otras Prestaciones Sociales y Económicas	12. Total Anual (10+11)	13. Total Mensual Anualizado + (9+12)
Confianza																	
Director General	17		1	0.00													
Director de Área	15	1	1	0.00	38,573.38		7,174.55	1,206.04	0.00	0.00	46,953.97	563,447.64	32,412.84	140,319.87	32,144.48	172,464.35	735,911.99
Coordinador de Área	12	6	6	0.00	32,652.14		6,367.60	1,206.04	0.00	0.00	40,245.78	482,949.36	26,635.66	111,665.63	25,849.62	137,515.25	620,464.61
Encargado de Comunicación Social	11	1	1	0.00	143,239.92		21,064.56	13,101.04	0.00	0.00	177,405.52	2,128,866.24	21,027.48	508,472.26	119,366.28	627,838.54	2,756,704.78
Base					20,000.00		3,949.56	526.04	0.00	0.00	24,475.60	293,707.20	17,374.12	70,292.82	0.00	70,292.82	364,000.02
Jefe de Departamento	13	1	1	38,169.11	0.00		773.36	28,565.37	0.00	0.00	67,500.85	810,010.15	49,502.69	138,786.35	140,825.59	279,611.94	1,089,622.09
Secretaría de Dirección	8	2	2	53,441.23	0.00		3,926.32	41,281.27	0.00	0.00	98,648.82	1,183,785.80	35,139.11	190,628.48	218,160.47	408,986.95	1,592,772.84
Auxiliar Administrativo	5	4	4	87,589.65	0.00		17,705.29	68,196.65	0.00	0.00	173,491.59	2,081,899.06	30,382.61	309,368.37	377,436.31	686,805.68	2,769,704.74
Ayudante de Audio	6	1	1	23,506.54	0.00		1,889.05	18,289.51	0.00	0.00	43,694.10	524,329.19	15,155.28	83,371.18	98,695.13	182,066.31	706,395.49
Ayudante de Tramoya	6	1	1	23,506.54	0.00		1,889.05	18,289.51	0.00	0.00	43,694.10	524,329.19	21,455.34	83,371.17	98,695.13	182,066.30	706,395.49
Técnico en Iluminación	6	1	1	23,506.54	0.00		1,889.05	18,289.51	0.00	0.00	43,694.10	524,329.19	32,559.20	83,371.17	98,695.13	182,066.30	706,395.49
Chofer de Primera	5	1	1	21,897.42	0.00		1,865.44	17,228.59	0.00	0.00	41,091.45	493,097.37	30,132.62	77,342.34	94,071.59	171,413.93	664,511.30
Maestro o Educador	5	1	1	21,897.42	0.00		1,421.77	12,347.76	0.00	0.00	35,666.95	428,003.43	31,691.51	77,342.34	94,071.59	171,413.93	599,417.36
Maestro o Educador (Proporcional a 21 hrs al mes)	5	1	1	5,747.92	0.00		0.00	3,979.24	0.00	0.00	9,727.16	116,725.95	5,900.24	17,371.76	30,157.74	47,529.50	164,255.46
Maestro o Educador (Proporcional a 54 hrs al mes)	5	1	1	14,780.50	0.00		0.00	8,595.71	0.00	0.00	23,286.21	279,434.46	5,900.24	47,054.74	65,398.83	112,453.57	391,888.03
Maestro o Educador (Proporcional a 59 hrs al mes)	5	1	1	15,327.88	0.00		0.00	8,801.21	0.00	0.00	24,129.09	289,549.10	16,160.06	48,868.54	68,754.21	117,622.75	407,171.85
Maestro o Educador (Proporcional a 76 hrs al mes)	5	1	1	20,802.14	0.00		1,843.25	11,756.66	0.00	0.00	34,402.05	412,824.65	21,622.24	67,020.26	83,809.33	150,829.59	563,654.24
Auxiliar en Administración	7	1	1	24,564.28	0.00		1,927.58	20,152.76	0.00	0.00	47,044.62	564,535.45	33,997.33	88,832.84	104,033.70	192,866.55	757,402.04
Valador	3	2	2	36,592.91	0.00		3,591.30	31,702.74	0.00	0.00	71,646.95	859,763.38	25,425.61	127,128.40	166,788.76	293,917.16	1,153,680.54
Mozo de Oficina	2	4	4	64,199.62	0.00		6,897.84	57,528.23	0.00	0.00	128,715.69	1,544,598.23	26,158.48	222,709.50	311,378.91	534,088.81	2,078,677.04
Operador de Fotoproyector	2	1	1	16,049.91	0.00		1,746.96	14,790.05	0.00	0.00	32,586.92	391,043.07	24,094.98	55,677.48	71,419.74	127,097.22	518,140.29
Secretario Taquimecánografo	5	0	0	0.00	0.00		0.00	0.00	0.00	0.00	0.00	0.00	0.00	0.00	0.00	0.00	0.00
Capacitador	5	0	0	0.00	0.00		0.00	0.00	0.00	0.00	0.00	0.00	0.00	0.00	0.00	0.00	0.00
Jefatura de Sección	10	0	0	0.00	0.00		0.00	0.00	0.00	0.00	0.00	0.00	0.00	0.00	0.00	0.00	0.00
Investigador	12	0	0	0.00	0.00		0.00	0.00	0.00	0.00	0.00	0.00	0.00	0.00	0.00	0.00	0.00
Honorarios Asistibles																	7,212,025.36
Honorarios Profesionales																	
TOTALES				491,749.62	234,465.44	0.00	86,049.53	395,836.93	0.00	0.00	1,208,101.52	14,497,218.22	502,617.65	2,297,209.41	2,241,758.43	4,538,967.84	26,588,191.02

NOTAS

FUENTE DE FINANCIAMIENTO	TOTAL
FEDERAL	26,588,191
ESTADAL	0
MUNICIPAL	0
TOTAL CAPITULO 1600	26,588,191

DIRECTOR GENERAL

DIRECTOR ADMINISTRATIVO

DIRECCION GENERAL DE RECURSOS HUMANOS

Dr. Marco Antonio Villa Salazar

Dr. Marco Antonio Villa Salazar, P.A.

Lic. Jessica Echecon Campaen

[Signature]

Descripción de Puestos	Nivel	Categor.	No. Puestos	MENSUALES													ANUALES		
				1 Remuneraciones al personal de Caracter Permanente	2 Remuneraciones al personal de Caracter Transitorio	3 Remuneraciones adicionales y Especiales	4 Seguridad Social	5 Otras Prestaciones Sociales y Económicas	6 Previsiones	7 Pagos de Estímulos a Servidores Públicos	8 Total Mensual Mensual (suma 1 a 7)	9 Total Mensual Anualizado (9 por 12 meses)	Total Mensual Mensual (10 y 11) y Total Anualizado (12 y 13)	10 Remuneraciones Adicionales y Especiales	11 Otras Prestaciones Sociales y Económicas	12 Total Anual Anualizado (10+11)	13 Total Mensual Anual Anualizado (9+12)		
Confianza																			
DIRECTORA GENERAL	IV	2	1	38,573.36	0.00	0.00	798.50	0.00	300.00	0.00	1,748.25	38,871.81	467,141.56	32,423.62	132,703.14	21,144.46	147,847.60	628,897.28	
JEFE DE GRUPO	III	11	1	26,177.76	0.00	0.00	798.50	1,833.84	11,397.00	1,421.26	1,748.25	43,652.42	526,397.42	40,388.14	77,503.26	36,063.76	103,567.02	662,625.51	
TÉCNICO NO ESPECIALIZADO	5	14	1	21,486.00	0.00	0.00	798.50	1,592.76	11,425.80	1,291.34	1,748.25	36,342.46	438,443.52	36,659.49	64,634.69	67,031.66	214,653.85	576,093.12	
ALMACENISTA	4	2	1	10,842.06	0.00	0.00	798.50	1,319.16	10,895.60	1,291.34	1,748.25	23,004.07	299,038.89	32,042.45	56,535.34	62,718.23	104,253.57	514,302.46	
PINTOR	4	9	1	18,842.06	0.00	0.00	798.50	1,319.16	10,895.60	1,291.34	1,748.25	31,004.07	399,038.89	31,004.09	56,535.34	62,718.23	104,253.57	514,302.46	
MOZO DE OFICINA	2	7	1	15,733.04	0.00	0.00	798.50	1,101.45	10,523.60	1,080.00	1,748.25	20,177.00	246,523.56	29,629.74	47,293.12	53,394.36	104,687.51	423,121.65	
Honorarios Administrativos																			
Honorarios Profesionales																			
TOTALES			10	155,399.40	\$0.00	0.00	5,029.50	81,073.82	68,098.00	7,798.40	244,462.12	2,923,597.44	223,690.18	466,198.14	410,096.88	879,295.02	4,580,262.59		
FUENTE DE FINANCIAMIENTO TOTAL																			
FEDERAL				0.00															
ESTATAL				661,198.34															
PROPIOS				249,386.00															
TOTAL CANTIDADES				4,580,262.59															

NOTAS:

DIRECTOR GENERAL

DIRECTOR ADMINISTRATIVO

OFICIALÍA MAYOR
 DIRECCIÓN GENERAL DE RECURSOS HUMANOS

Revisión y validación

[Firma]
 Nombre y firma del titular

[Firma]
 Nombre y firma

[Firma]
 Lic. Jessica Padilla Campa

Descripción de Puestos	Nivel	Cargos	No. Puestos	MENSUALES							ANUALES					
				1 Remuneraciones al personal de Caracter Permanente	2 Remuneraciones al personal de Caracter Transitorio	3 Remuneraciones Adicionales y Especiales	4 Seguridad Social	5 Otras Prestaciones Sociales y Economicas	6 Otras Prestaciones Economicas	7 Pago de Estimados a Servidores Publicos	8 Total Mensual (suma 1 al 7)	9 Total Mensual Anualizado (8 por 12 meses)	Total Mensual (8, 9 y otras prestaciones individualizado por puesto)	10 Remuneraciones Adicionales y Especiales	11 Otras Prestaciones Sociales y Economicas	12 Total Anual (10+11)
Confianza				1100	1200	1300	1400	1500	1600	1700		1800	1900			
ANALISTAD ADMVO	3	confianz	1	8 079.90	2 042.83	2 042.83	7 881.90	7 881.90	18 004.23	216 051.96	11 880.12	14 845.00	14 500.00	29 345.00	245 396.96	
ANALISTA PROFESIONAL	4	confianz	1	8 279.98	2 092.48	2 092.48	7 886.14	7 886.14	18 492.99	221 915.88	12 232.20	16 808.77	14 500.00	31 308.77	253 224.65	
SECRETARIA EJECUTIVA B	6	confianz	1	6 253.99	2 068.05	2 068.05	8 094.95	8 094.95	18 594.49	223 133.88	12 865.46	18 705.99	14 500.00	33 205.99	269 339.87	
COORD SERV ESPEC	8	confianz	12	97 898.00	24 773.00	24 773.00	113 845.23	113 845.23	237 781.23	2 853 484.76	14 203.82	269 975.47	174 000.00	438 975.47	3 290 470.23	
MANDO MEDIO Y SUPERIOR																
DIRECTOR/DELEGADO	M22	MANDO MEDIO	1	15 122.45	3 792.62	3 792.62	12 115.00	12 115.00	20 130.07	241 560.84	54 349.08	25 204.08	25 204.08	266 784.92		
COORD REGIONAL	OAI	MANDO MEDIO	1	7 567.45	3 977.78	3 977.78	16 748.23	16 748.23	36 871.01	442 452.12	14 211.04	37 180.48	68 843.54	104 024.00	548 478.12	
JEFE DE DEPARTAMENTO	OAI	MANDO MEDIO	8	45 404.70	805.00	805.00	11 483.50	7 290.00	64 793.20	777 918.40	16 735.80	75 674.50	75 674.50	853 192.90		
COORDINADOR ZONA	OAI	MANDO MEDIO	8	60 539.90	1 885.00	1 885.00	9 720.00	9 720.00	87 269.26	1 047 231.12	16 814.44	280 084.81	204 028.70	484 114.31	1 541 345.43	
Base																
ADMVO ESPECIALIZADO	2	BASE	2	15 725.00	3 977.78	3 977.78	11 553.85	11 553.85	31 578.63	378 819.56	12 141.28	37 180.48	70 093.54	107 274.00	489 193.56	
OF SERV Y MANTENIMIENTO	2	BASE	2	15 725.00	3 977.78	3 977.78	16 748.23	16 748.23	36 871.01	442 452.12	14 211.04	37 180.48	68 843.54	104 024.00	548 478.12	
AUXILIAR ADMINISTRADOR	2	BASE	1	7 892.50	1 888.89	1 888.89	7 025.30	7 025.30	17 061.68	204 740.28	13 278.94	18 590.23	34 156.57	52 748.80	257 487.08	
TECNICO MEDIO	2	BASE	15	117 937.50	2 780.00	2 780.00	29 833.32	508 899.20	859 590.02	7 914 580.24	12 883.60	278 853.47	758 898.81	1 035 693.28	8 950 023.92	
SECRETARIA "C"	2	BASE	9	70 782.50	1 480.00	1 480.00	17 889.88	68 833.82	158 058.31	1 908 675.72	13 867.80	167 312.08	292 159.13	459 471.21	2 388 148.93	
ESP PROJ TECNICOS	2	BASE	9	70 782.50	1 480.00	1 480.00	17 889.88	61 184.14	187 816.83	2 011 399.56	13 826.16	167 312.08	284 813.58	452 225.66	2 483 625.22	
ANALISTA ADMVO	3	BASE	12	98 955.20	3 010.00	3 010.00	101 508.97	101 508.97	225 988.68	2 711 864.28	15 455.42	20 742.26	664 440.40	705 182.66	3 417 048.84	
JEFE DE OFICINA	5	BASE	15	127 488.60	4 150.00	4 150.00	32 206.29	138 788.84	300 813.73	3 607 384.78	15 507.68	298 570.24	771 981.20	1 071 561.44	4 878 828.20	
TECNICO DOCENTE	7	BASE	71	595 832.82	16 580.00	16 580.00	150 578.48	815 587.75	1 578 637.03	18 943 644.38	18 165.00	1 639 878.11	2 611 536.54	4 251 412.65	23 195 057.01	
TECNICO SUPERIOR	7	BASE	8	87 147.96	2 280.00	2 280.00	16 868.38	81 929.10	178 322.82	2 138 873.84	17 348.70	192 926.60	568 975.73	762 902.33	2 902 778.17	
Honorarios Asimilables					135 000.00					135 000.00		2 356.51	315 000.00		1 805 000.00	
Honorarios Profesionales																
TOTALES				\$ 1,437,544	\$ 125,000	\$ 26,175	\$ 303,361	\$ 1,977,488	\$ 16,500	\$ 3,960,048	\$ 47,892,578	\$ 302,861	\$ 3,576,485	\$ 6,864,460	\$ 10,140,906	\$ 69,048,482

FUENTE DE FINANCIAMIENTO TOTAL	58 048 482 00
FEDERAL	58 048 482 00
ESTADAL	
PROPIOS	
TOTAL CAPITULO 1000	58 048 482 00

DIRECTOR GENERAL

DIRECTOR ADMINISTRATIVO

OFICIALIA MAYOR

Prof. José Luis Castro Castillo

C.P. Violeta Teran Ramirez

Lic. Jessica Faicon Compan

Descripción de Puestos	Nivel	Categoría	No. Puestos	MENSUALES													ANUALES	
				1 Remuneraciones al personal de Carrera Permanente	2 Remuneraciones al personal de Carrera Transitorio	3 Remuneraciones Adicionales y Especiales	4 Seguridad Social	5 Otras Prestaciones Sociales y Económicas	6 Provisiones	7 Pago de Estimulos a Servidores Públicos	8 Total Mensual (suma 1 a 7)	9 Total Mensual Anualizado (8 por 12 meses)	Total Mensual Neto después de ISR y otros retenciones (individualizado por plaza)	10 Remuneraciones Adicionales y Especiales	11 Otras Prestaciones Sociales y Económicas	12 Total Anual (10+11)	13 Total Mensual Anualizado * Anual (9+12)	
Confianza			69	115,102	0	16,776	24,805	199,458	0	356,141	4,273,697	256,422	429,575	251,982	681,555	48,070,435		
Representante	M-3	D001	1	20,586	0	0	4,165	80,383	0	105,134	1,261,606	75,696	128,345	26,584	154,930	1,416,536		
Subcoordinador	033	D00010	3	10,190	0	0	2,098	29,883	0	42,171	506,049	30,383	51,549	10,163	61,712	1,703,282		
Director de Plantel B y C	N11	D004	3	10,815	0	0	2,222	29,889	0	42,925	515,106	30,906	52,500	6,775	59,276	1,723,145		
Director de Plantel D y E	032	D005	2	10,190	0	0	2,098	26,357	0	39,144	469,730	28,184	47,888	10,490	58,378	1,056,216		
Coordinador Ejecutivo II	023	D00011	3	9,671	0	0	1,995	22,882	0	34,558	414,698	24,882	41,836	13,090	54,926	1,408,874		
Jefe de Proyecto	N-15	CF33206	32	32,543	0	0	7,291	4,621	0	54,799	657,586	39,455	63,181	104,567	169,748	26,474,712		
Subjefe Técnico	N-13	CF33204	25	21,106	0	0	4,938	4,934	0	37,410	448,921	26,935	42,274	80,312	122,586	14,287,689		
Especialista	N-11	CF34205	96	193,767	0	0	51,702	70,945	0	367,658	4,411,900	264,714	380,591	958,974	1,339,565	11,324,537		
Administrativo Técnico	N-11	CF34205	2	12,796	0	0	2,507	4,816	0	23,347	280,164	16,810	25,630	58,985	84,614	729,556		
Especialista Supervisor de Mantenimiento	N-09	CF18203	5	11,934	0	0	4,687	4,944	0	24,616	295,386	17,723	23,903	81,733	105,636	2,005,109		
Técnico en Contabilidad	N-09	CF33202	1	11,934	0	0	6,138	3,050	0	25,931	311,167	18,670	23,903	71,501	95,403	406,571		
Técnico Financiero	N-09	CF33203	2	11,934	0	0	3,702	3,050	0	22,495	281,939	16,916	23,903	67,385	91,288	746,453		
Técnico en Graficación Asistente Escolar y Social	N-08	T08201	2	11,509	0	0	5,679	4,908	0	25,059	300,714	18,043	23,051	65,085	88,147	777,721		
Secretaría B	N-07	CF04201	3	11,090	0	0	5,255	5,002	0	24,224	290,693	17,442	22,213	67,295	89,508	1,901,004		
Técnico Bibliotecario	N-06	CF34201	4	10,673	0	0	4,531	2,877	0	22,572	270,581	16,252	22,213	52,078	74,290	1,033,454		
Técnico en Materiales Didácticos	N-06	ED01201	3	10,673	0	0	2,995	4,862	0	22,858	274,291	16,457	21,378	59,102	80,480	1,419,084		
Tutor Escolar	N-06	CF19201	7	10,673	0	0	2,896	2,791	0	21,321	255,857	15,351	21,378	57,534	78,912	1,004,305		
Promotor Cultural y Deportivo	N-05	CF34202	5	10,261	0	0	1,508	2,791	0	21,222	254,666	15,280	21,378	62,094	83,472	2,366,967		
Secretaría C	N-05	A03202	12	10,261	0	0	2,004	4,858	0	19,334	232,002	13,920	20,552	55,495	76,046	1,540,244		
Auxiliar de Servicios Generales	N-04	S01202	23	9,852	0	0	1,465	4,818	0	18,758	237,953	14,277	20,552	62,928	83,480	3,857,194		
Asistente de Servicios Básicos	N-02	S01201	22	9,041	0	0	697	2,455	0	17,136	205,629	13,505	19,733	56,624	76,357	6,993,293		
Profesor Instructor C	L3XC	2701	2701	15,071	0	0	1,478	4,049	0	21,576	258,906	15,534	28,152	30,491	58,643	44,139,357		
Horas dobles	L3XC	1430	1430	13,237	0	0	1,281	3,713	0	19,139	229,666	13,780	23,574	30,183	53,757	21,823,559		
Horas dobles	L3XC	1421	1421	11,736	0	0	1,139	3,523	0	17,243	206,915	12,415	20,973	27,340	48,312	14,547,980		
Horas dobles	RI	1421	1421	11,736	0	0	1,139	3,523	0	17,243	206,915	12,415	20,973	27,340	48,312	14,547,980		
Horarios Asimilables			0	0	0	0	0	0	0	0	0	0	0	0	0	0		
Honorarios Profesionales			0	0	0	0	0	0	0	0	0	0	0	0	0	0		
TOTALS			165	\$308,869	\$0	\$68,478	\$76,050	\$270,404	\$0	\$723,800	\$8,685,598	\$521,136	\$810,164	\$1,210,957	\$2,021,121	\$159,394,971		

NOTA:

Presupuesto	\$170,457,462	Excedente de Financiamiento	\$32,937,509	Total Cambio 1000	\$159,594,971
-------------	---------------	-----------------------------	--------------	-------------------	---------------

DIRECTORA GENERAL

DIRECTOR ADMINISTRATIVO

OFICIALIA MAYOR
DIRECCION GENERAL DE RECURSOS HUMANOS
Revisión y validación

Mtra. María Patricia Alvarez Escobedo

Lic. José Francisco Ochoa Alonso

Lic. Jessica Patricia Campan

MD

Descripción de Puestos	Nivel	Categ.	No. Puestos	MENSUALES													
				1. Remuneraciones al personal de Carrera Permanente	2. Remuneraciones al personal de Carrera Transitorio	3. Remuneraciones Adicionales y Especiales	4. Seguridad Social	5. Otras Prestaciones Sociales y Económicas	6. Pensiones	7. Pago de Estímulos a Servidores Públicos	8. Total Mensual (suma 1 al 7)	9. Total Mensual Anualizado (por 12 meses)	Total Mensual (10 y 11) (individualizado)	10. Remuneraciones Adicionales y Especiales	11. Otras Prestaciones Sociales y Económicas	12. Total Anual (10-11)	13. Total Mensual Anualizado (9-13)
Secretaría Jefe de Departamento	5		1	7,467.90	0.00	134.98	4,581.06	1,638.97	0.00	0.00	13,822.91	165,874.86	6,867.13	9,815.65	2,174.09	11,989.74	177,864.60
Secretaría Jefe de Departamento	5		1	7,467.90	0.00	134.98	4,581.06	1,638.97	0.00	0.00	13,822.91	165,874.86	6,867.13	9,815.65	2,174.09	11,989.74	177,864.60
Bibliotecario	4		1	7,467.90	0.00	128.64	4,528.28	1,638.97	0.00	0.00	13,652.99	165,165.54	6,690.15	9,104.75	2,174.09	11,278.84	176,444.38
Técnico en Mantenimiento	4		1	7,467.90	0.00	128.64	4,528.28	1,638.97	0.00	0.00	13,652.99	165,165.54	6,690.15	9,104.75	2,174.09	11,278.84	176,444.38
Técnico en Mantenimiento	4		1	7,467.90	0.00	128.64	4,528.28	1,638.97	0.00	0.00	13,652.99	165,165.54	6,690.15	9,104.75	2,174.09	11,278.84	176,444.38
Almacenista	3		1	7,467.90	0.00	122.96	4,480.91	1,638.97	0.00	0.00	13,710.74	164,528.89	6,558.53	8,466.49	2,174.09	10,640.58	175,169.48
Indendente	3		1	7,467.90	0.00	122.96	4,480.91	1,638.97	0.00	0.00	13,710.74	164,528.89	6,558.53	8,466.49	2,174.09	10,640.58	175,169.48
Indendente	3		1	7,467.90	0.00	122.96	4,480.91	1,638.97	0.00	0.00	13,710.74	164,528.89	6,558.53	8,466.49	2,174.09	10,640.58	175,169.48
Vigilante	1		1	7,467.90	0.00	114.09	4,406.98	1,638.97	0.00	0.00	13,627.94	163,535.26	6,193.90	7,470.43	2,174.09	9,644.52	173,179.78
Profesor Asociado "A"	1		1	17,843.05	0.00	348.48	8,648.59	1,638.97	0.00	0.00	28,479.09	341,749.04	16,081.61	23,086.75	2,174.09	25,260.84	367,009.88
Profesor Asociado "A"	1		1	17,843.05	0.00	348.48	8,648.59	1,638.97	0.00	0.00	28,479.09	341,749.04	16,081.61	23,086.75	2,174.09	25,260.84	367,009.88
Profesor Asociado "A"	1		1	17,843.05	0.00	348.48	8,648.59	1,638.97	0.00	0.00	28,479.09	341,749.04	16,081.61	23,086.75	2,174.09	25,260.84	367,009.88
Profesor Asociado "B"	1		1	20,008.45	0.00	390.77	9,001.04	1,638.97	0.00	0.00	31,039.23	372,470.73	17,789.71	27,835.09	2,174.09	30,009.16	402,479.92
Profesor Asociado "B"	1		1	20,008.45	0.00	390.77	9,001.04	1,638.97	0.00	0.00	31,039.23	372,470.73	17,789.71	27,835.09	2,174.09	30,009.16	402,479.92
Profesor Asignatura "A"	2 (34 horas)		1	30,787.00	0.00	601.28	9,705.07	2,755.24	0.00	0.00	43,878.60	526,545.16	28,805.07	46,133.06	8,348.18	54,481.24	581,024.40
Profesor Asignatura "A"	2 (34 horas)		1	30,787.00	0.00	601.28	9,705.07	2,755.24	0.00	0.00	43,878.60	526,545.16	28,805.07	46,133.06	8,348.18	54,481.24	581,024.40
Profesor Asignatura "A"	2 (34 horas)		1	14,940.75	0.00	291.80	4,738.13	1,351.66	0.00	0.00	21,322.34	255,868.09	12,377.95	16,723.08	4,174.09	20,897.17	276,765.25
Profesor Asignatura "A"	2 (34 horas)		1	14,940.75	0.00	291.80	4,738.13	1,351.66	0.00	0.00	21,322.34	255,868.09	12,377.95	16,723.08	4,174.09	20,897.17	276,765.25
Profesor Asignatura "A"	4 (27 horas)		1	57,552.00	0.00	1,131.84	18,496.57	5,242.81	0.00	0.00	82,823.21	993,879.57	56,003.99	95,024.61	16,696.36	111,720.97	1,105,599.54
Profesor Asignatura "A"	4 (27 horas)		1	57,552.00	0.00	1,131.84	18,496.57	5,242.81	0.00	0.00	82,823.21	993,879.57	56,003.99	95,024.61	16,696.36	111,720.97	1,105,599.54
Profesor Asignatura "A"	4 (22 horas)		1	48,997.00	0.00	954.99	13,461.03	4,423.82	0.00	0.00	67,736.64	812,939.65	38,581.11	75,167.79	16,696.36	91,864.15	904,703.80
Profesor Asignatura "A"	4 (22 horas)		1	48,997.00	0.00	954.99	13,461.03	4,423.82	0.00	0.00	67,736.64	812,939.65	38,581.11	75,167.79	16,696.36	91,864.15	904,703.80
Profesor Asignatura "B"	3 (24 horas)		1	39,642.00	0.00	778.14	10,715.29	3,604.43	0.00	0.00	54,939.86	659,278.32	32,379.86	55,310.97	16,696.36	72,007.33	731,285.65
Profesor Asignatura "B"	3 (24 horas)		1	39,642.00	0.00	778.14	10,715.29	3,604.43	0.00	0.00	54,939.86	659,278.32	32,379.86	55,310.97	16,696.36	72,007.33	731,285.65
Profesor Asignatura "B"	4 (22 horas)		1	45,420.00	0.00	887.23	12,545.78	3,604.43	0.00	0.00	62,467.44	749,609.28	34,064.18	67,559.39	16,696.36	84,255.75	833,865.03
Profesor Asignatura "B"	4 (22 horas)		1	45,420.00	0.00	887.23	12,545.78	3,604.43	0.00	0.00	62,467.44	749,609.28	34,064.18	67,559.39	16,696.36	84,255.75	833,865.03
TOTALES				\$ 991,839	\$ -	\$ 13,087	\$ 448,414	\$ 107,549	\$ -	\$ -	\$ 1,580,808	\$ 18,720,888.13	\$ 857,866	\$ 1,271,023	\$ 180,968	\$ 1,461,991	\$ 20,182,438

NOTAS:

FUENTE DE FINANCIAMIENTO TOTAL	
FEDERAL	9,401,840.00
ESTATAL	10,781,049.00
PROPIOS	0.00
TOTAL CAPITULO 1000	20,182,889.00



DIRECTOR GENERAL
ING. TERESITA GUEVARA DE EMBAJACION PUBLICA
GOBIERNO DEL ESTADO DE SAN LUIS POTOSÍ
INSTITUTO TECNOLÓGICO SUPERIOR DE EBANO, S.L.P.
C.C.T. 246210005F



DIRECTOR ADMINISTRATIVO
CP. MARIA DE LA LUZ
INSTITUTO TECNOLÓGICO SUPERIOR DE EBANO
SERVICIOS ADMINISTRATIVOS

OFICIAL MAYOR
Revisión y validación
Lic. Jessica Facion Campañón

PRESUPUESTO DE EGRESOS 2026

Descripción de Puestos	Nivel	Categ	No. Puestos	ANULARES							ANULARES								
				1100	1200	1300	1400	1500	1600	1700	1300	1600							
JEFE DE CAPACITACION	N/A	N/A	1	25,855.80	0.00	0.00	600.15	5,623.87	0.00	0.00	0.00	32,079.82	394,957.84	22,455.87	43,093.00	11,204.18	54,297.18	\$	439,255.02
JEFE DE CAPACITACION	N/A	N/A	1	25,855.80	0.00	0.00	600.15	5,623.87	0.00	0.00	0.50	32,079.82	394,957.84	22,455.87	43,093.00	11,204.18	54,297.18	\$	439,255.02
JEFE DE CAPACITACION	N/A	N/A	1	25,855.80	0.00	0.00	600.15	5,623.87	0.00	0.00	0.00	32,079.82	394,957.84	22,455.87	43,093.00	11,204.18	54,297.18	\$	439,255.02
JEFE DE DEPARTAMENTO	N/A	EIC0007	1	27,900.50	0.00	0.00	9,201.99	3,519.74	0.00	0.00	0.00	41,222.33	494,687.97	33,899.54	74,401.60	99,804.44	174,208.04	\$	658,924.01
JEFE DE DEPARTAMENTO	N/A	EIC0007	1	27,900.50	0.00	0.00	9,476.99	3,619.74	0.00	0.00	0.00	41,197.33	494,367.97	33,850.42	74,401.60	99,804.44	174,208.04	\$	658,574.01
JEFE DE DEPARTAMENTO	N/A	EIC0007	1	27,900.50	0.00	0.00	9,651.99	3,619.74	0.00	0.00	0.00	41,172.33	494,097.97	33,831.30	74,401.60	99,804.44	166,666.04	\$	660,734.01
JEFE DE DEPARTAMENTO	N/A	EIC0004	1	27,900.50	0.00	0.00	403.95	2,619.74	0.00	0.00	0.00	31,924.29	383,091.45	26,758.40	74,401.60	47,431.02	121,832.62	\$	504,924.08
JEFE DE DEPARTAMENTO	N/A	EIC0007	1	27,900.50	0.00	0.00	9,201.99	3,619.74	0.00	0.00	0.00	41,222.33	494,687.97	33,899.54	74,401.60	99,704.44	174,108.04	\$	668,724.01
JEFE DE DEPARTAMENTO	N/A	N/A	1	27,900.50	0.00	0.00	403.95	5,010.13	0.00	0.00	0.00	24,314.58	411,774.53	48,568.83	12,590.22	58,561.05	\$	470,395.98	
JEFE DE VINCULACION	N/A	EIC0008	1	25,855.75	0.00	0.00	9,680.05	3,374.36	0.00	0.00	0.00	38,910.15	468,921.04	32,101.20	63,948.67	107,346.80	176,298.48	\$	642,217.42
JEFE DE VINCULACION	N/A	EIC0008	1	25,855.75	0.00	0.00	9,655.05	3,374.36	0.00	0.00	0.00	38,885.15	468,631.84	32,082.08	63,948.67	107,346.80	163,220.48	\$	629,842.42
JEFE DE VINCULACION	N/A	EIC0008	1	25,855.75	0.00	0.00	600.15	3,374.36	0.00	0.00	0.00	32,079.82	394,957.84	22,455.87	43,093.00	11,204.18	54,297.18	\$	440,255.02
JEFE DE VINCULACION	N/A	EIC0008	1	25,855.75	0.00	0.00	600.15	3,374.36	0.00	0.00	0.00	32,079.82	394,957.84	22,455.87	43,093.00	11,204.18	54,297.18	\$	439,255.02
JEFE DE VINCULACION	N/A	EIC0006	1	25,855.75	0.00	0.00	9,730.05	3,374.36	0.00	0.00	0.00	38,960.16	467,521.94	32,139.44	63,948.67	96,446.80	165,395.46	\$	632,917.42
JEFE DE VINCULACION	N/A	EIC0006	1	25,855.75	0.00	0.00	9,586.05	3,374.36	0.00	0.00	0.00	38,910.15	466,921.04	32,101.20	63,948.67	96,656.80	162,605.46	\$	629,327.42
JEFE DE VINCULACION	N/A	EIC0006	1	25,855.75	0.00	0.00	9,680.05	3,374.36	0.00	0.00	0.00	38,910.15	468,921.04	32,101.20	63,948.67	96,446.80	164,400.48	\$	631,322.42
JEFE DE VINCULACION	N/A	N/A	1	25,855.80	0.00	0.00	700.15	5,623.87	0.00	0.00	0.00	32,179.82	398,157.84	22,525.87	43,093.00	11,204.18	54,297.18	\$	440,255.02
JEFE DE VINCULACION	N/A	N/A	1	25,855.80	0.00	0.00	600.15	5,623.87	0.00	0.00	0.00	32,079.82	394,957.84	22,455.87	43,093.00	11,204.18	54,297.18	\$	439,255.02
JEFE DE VINCULACION	N/A	N/A	1	25,855.80	0.00	0.00	600.15	5,623.87	0.00	0.00	0.00	32,079.82	394,957.84	22,455.87	43,093.00	11,204.18	54,297.18	\$	439,255.02
JEFE DE VINCULACION	N/A	N/A	1	25,855.80	0.00	0.00	600.15	5,623.87	0.00	0.00	0.00	32,079.82	394,957.84	22,455.87	43,093.00	11,204.18	54,297.18	\$	439,255.02
JEFE DE VINCULACION	N/A	N/A	1	25,855.80	0.00	0.00	600.15	5,623.87	0.00	0.00	0.00	32,079.82	394,957.84	22,455.87	43,093.00	11,204.18	54,297.18	\$	439,255.02
JEFE DE VINCULACION	N/A	N/A	1	25,855.80	0.00	0.00	600.15	5,623.87	0.00	0.00	0.00	32,079.82	394,957.84	22,455.87	43,093.00	11,204.18	54,297.18	\$	439,255.02
JEFE DE VINCULACION	N/A	N/A	1	25,855.80	0.00	0.00	600.15	5,623.87	0.00	0.00	0.00	32,079.82	394,957.84	22,455.87	43,093.00	11,204.18	54,297.18	\$	439,255.02
JEFE DE VINCULACION	N/A	N/A	1	25,855.80	0.00	0.00	600.15	5,623.87	0.00	0.00	0.00	32,079.82	394,957.84	22,455.87	43,093.00	11,204.18	54,297.18	\$	439,255.02
JEFE DE VINCULACION	N/A	N/A	1	25,855.80	0.00	0.00	600.15	5,623.87	0.00	0.00	0.00	32,079.82	394,957.84	22,455.87	43,093.00	11,204.18	54,297.18	\$	439,255.02
JEFE DE VINCULACION	N/A	N/A	1	25,855.80	0.00	0.00	600.15	5,623.87	0.00	0.00	0.00	32,079.82	394,957.84	22,455.87	43,093.00	11,204.18	54,297.18	\$	439,255.02
JEFE DE VINCULACION	N/A	N/A	1	25,855.80	0.00	0.00	600.15	5,623.87	0.00	0.00	0.00	32,079.82	394,957.84	22,455.87	43,093.00	11,204.18	54,297.18	\$	439,255.02
JEFE DE VINCULACION	N/A	N/A	1	25,855.80	0.00	0.00	600.15	5,623.87	0.00	0.00	0.00	32,079.82	394,957.84	22,455.87	43,093.00	11,204.18	54,297.18	\$	439,255.02
JEFE DE VINCULACION	N/A	N/A	1	25,855.80	0.00	0.00	600.15	5,623.87	0.00	0.00	0.00	32,079.82	394,957.84	22,455.87	43,093.00	11,204.18	54,297.18	\$	439,255.02
JEFE DE VINCULACION	N/A	N/A	1	25,855.80	0.00	0.00	600.15	5,623.87	0.00	0.00	0.00	32,079.82	394,957.84	22,455.87	43,093.00	11,204.18	54,297.18	\$	439,255.02
JEFE DE VINCULACION	N/A	N/A	1	25,855.80	0.00	0.00	600.15	5,623.87	0.00	0.00	0.00	32,079.82	394,957.84	22,455.87	43,093.00	11,204.18	54,297.18	\$	439,255.02
JEFE DE VINCULACION	N/A	N/A	1	25,855.80	0.00	0.00	600.15	5,623.87	0.00	0.00	0.00	32,079.82	394,957.84	22,455.87	43,093.00	11,204.18	54,297.18	\$	439,255.02
JEFE DE VINCULACION	N/A	N/A	1	25,855.80	0.00	0.00	600.15	5,623.87	0.00	0.00	0.00	32,079.82	394,957.84	22,455.87	43,093.00	11,204.18	54,297.18	\$	439,255.02
JEFE DE VINCULACION	N/A	N/A	1	25,855.80	0.00	0.00	600.15	5,623.87	0.00	0.00	0.00	32,079.82	394,957.84	22,455.87	43,093.00	11,204.18	54,297.18	\$	439,255.02
JEFE DE VINCULACION	N/A	N/A	1	25,855.80	0.00	0.00	600.15	5,623.87	0.00	0.00	0.00	32,079.82	394,957.84	22,455.87	43,093.00	11,204.18	54,297.18	\$	439,255.02
JEFE DE VINCULACION	N/A	N/A	1	25,855.80	0.00	0.00	600.15	5,623.87	0.00	0.00	0.00	32,079.82	394,957.84	22,455.87	43,093.00	11,204.18	54,297.18	\$	439,255.02
JEFE DE VINCULACION	N/A	N/A	1	25,855.80	0.00	0.00	600.15	5,623.87	0.00	0.00	0.00	32,079.82	394,957.84	22,455.87	43,093.00	11,204.18	54,297.18	\$	439,255.02
JEFE DE VINCULACION	N/A	N/A	1	25,855.80	0.00	0.00	600.15	5,623.87	0.00	0.00	0.00	32,079.82	394,957.84	22,455.87	43,093.00	11,204.18	54,297.18	\$	439,255.02
JEFE DE VINCULACION	N/A	N/A	1	25,855.80	0.00	0.00	600.15	5,623.87	0.00	0.00	0.00	32,079.82	394,957.84	22,455.87	43,093.00	11,204.18	54,297.18	\$	439,255.02
JEFE DE VINCULACION	N/A	N/A	1	25,855.80	0.00	0.00	600.15	5,623.87	0.00	0.00	0.00	32,079.82	394,957.84	22,455.87	43,093.00	11,204.18	54,297.18	\$	439,255.02
JEFE DE VINCULACION	N/A	N/A	1	25,855.80	0.00	0.00	600.15	5,623.87	0.00	0.00	0.00	32,079.82	394,957.84	22,455.87	43,093.00	11,204.18	54,297.18	\$	439,255.02
JEFE DE VINCULACION	N/A	N/A	1	25,855.80	0.00	0.00	600.15	5,623.87	0.00	0.00	0.00	32,079.82	394,957.84	22,455.87	43,093.00	11,204.18	54,297.18	\$	439,255.02
JEFE DE VINCULACION	N/A	N/A	1	25,855.80	0.00	0.00	600.15	5,623.87	0.00	0.00	0.00	32,079.82	394,957.84	22,455.87	43,093.00	11,204.18	54,297.18	\$	439,255.02
JEFE DE VINCULACION	N/A	N/A	1	25,855.80	0.00	0.00	600.15	5,623.87	0.00	0.00	0.00	32,079.82	394,957.84	22,455.87	43,093.00	11,204.18	54,297.18	\$	439,255.02
JEFE DE VINCULACION	N/A	N/A	1	25,855.80	0.00	0.00	600.15	5,623.87	0.00	0.00	0.00	32,079.82	394,957.84	22,455.87	43,093.00	11,204.18	54,297.18	\$	439,255.02
JEFE DE VINCULACION	N/A	N/A	1	25,855.80	0.00	0.00	600.15	5,623.87	0.00	0.00	0.00	32,079.82	394,957.84	22,455.87	43,093.00	11,204.18	54,297.18	\$	439,255.02
JEFE DE VINCULACION	N/A	N/A	1	25,855.80	0.00	0.00	600.15	5,623.87	0.00	0.00	0.00	32,079.82	394,957.84	22,455.87	43,093.00	11,204.18	54,297.18	\$	439,255.02
JEFE DE VINCULACION	N/A	N/A	1	25,855.80	0.00	0.00	600.15	5,623.87	0.00	0.00	0.00	32,079.82	394,957.84	22,455.87	43,093.00	11,204.18	54,297.18	\$	439,255.02
JEFE DE VINCULACION	N/A	N/A	1	25,855.80	0.00	0.00	600.15	5,623.											

Descripción de Puestos	Nivel	Categoría	No. Plazas	MENSUALES							ANUALES						
				1 Remuneraciones al personal de Caracter Permanente	2 Remuneraciones al personal de Caracter Transitorio	3 Remuneraciones Adicionales y Especiales	4 Seguridad Social	5 Otras Prestaciones Sociales y Económicas	6 Previsiones	7 Pago de Estruendos a Servidores Públicos	8 Total Mensual (suma 1 al 7)	9 Total Mensual Anualizado (8 por 12 meses)	10 Total Mensual Menor deducción de ISR y otras retenciones	11 Otras Prestaciones Sociales y Económicas	12 Total Anual (10+11)	13 Total Mensual Anualizado * Anual (9+12)	
				1100	1200	1300	1400	1500	1600	1700	1800	1900	2000	2100	2200	2300	2400
SUPERVISOR GENERAL	27 ZA	CF36621	1	9,882.40	0.00	6,944.75	3,564.96	0.00	0.00	0.00	20,388.12	244,777.43	14,278.68	16,480.67	4,294.97	20,785.64	265,543.07
TECNICO SUPERIOR	27 ZA	CF33892	1	9,888.60	0.00	13,517.56	1,458.30	0.00	0.00	0.00	24,864.40	298,322.91	21,221.26	26,369.60	60,492.46	96,863.96	385,232.87
TECNICO SUPERIOR	27 ZA	CF33892	1	9,888.53	0.00	13,467.50	1,458.29	0.00	0.00	0.00	24,814.31	297,771.78	21,181.97	26,369.41	57,922.92	84,262.33	382,094.11
TECNICO SUPERIOR	27 ZA	CF33892	1	9,888.53	0.00	13,442.50	1,458.29	0.00	0.00	0.00	24,769.31	297,471.78	21,162.31	26,369.41	71,808.29	98,177.70	386,649.48
TECNICO SUPERIOR	27 ZA	CF33892	1	9,888.53	0.00	13,427.50	1,458.29	0.00	0.00	0.00	24,724.31	297,171.78	21,142.95	26,369.41	58,810.96	83,177.70	385,549.48
TECNICO SUPERIOR	27 ZA	CF33892	1	9,888.53	0.00	13,412.50	1,458.29	0.00	0.00	0.00	24,679.31	296,871.78	21,123.11	26,369.41	59,500.96	85,870.37	383,342.15
TECNICO SUPERIOR	27 ZA	CF33892	1	9,888.53	0.00	13,417.50	1,458.29	0.00	0.00	0.00	24,764.31	297,171.78	21,142.95	26,369.41	51,307.92	77,677.33	374,848.11
TECNICO SUPERIOR	27 ZA	CF33892	1	9,888.53	0.00	13,417.50	1,458.29	0.00	0.00	0.00	24,764.31	297,171.78	21,142.95	26,369.41	51,307.92	77,677.33	374,848.11
TECNICO SUPERIOR	27 ZA	CF33892	1	9,888.53	0.00	13,417.50	1,458.29	0.00	0.00	0.00	24,764.31	297,171.78	21,142.95	26,369.41	51,307.92	77,677.33	374,848.11
TECNICO SUPERIOR	27 ZA	CF33892	1	9,888.53	0.00	13,417.50	1,458.29	0.00	0.00	0.00	24,764.31	297,171.78	21,142.95	26,369.41	51,307.92	77,677.33	374,848.11
TECNICO SUPERIOR	27 ZA	CF33892	1	9,888.53	0.00	13,417.50	1,458.29	0.00	0.00	0.00	24,764.31	297,171.78	21,142.95	26,369.41	51,307.92	77,677.33	374,848.11
TECNICO SUPERIOR	27 ZA	CF33892	1	9,888.53	0.00	13,417.50	1,458.29	0.00	0.00	0.00	24,764.31	297,171.78	21,142.95	26,369.41	51,307.92	77,677.33	374,848.11
TECNICO SUPERIOR	27 ZA	CF33892	1	9,888.53	0.00	13,417.50	1,458.29	0.00	0.00	0.00	24,764.31	297,171.78	21,142.95	26,369.41	51,307.92	77,677.33	374,848.11
TECNICO SUPERIOR	27 ZA	CF33892	1	9,888.53	0.00	13,417.50	1,458.29	0.00	0.00	0.00	24,764.31	297,171.78	21,142.95	26,369.41	51,307.92	77,677.33	374,848.11
TECNICO SUPERIOR	27 ZA	CF33892	1	9,888.53	0.00	13,417.50	1,458.29	0.00	0.00	0.00	24,764.31	297,171.78	21,142.95	26,369.41	51,307.92	77,677.33	374,848.11
TECNICO SUPERIOR	27 ZA	CF33892	1	9,888.53	0.00	13,417.50	1,458.29	0.00	0.00	0.00	24,764.31	297,171.78	21,142.95	26,369.41	51,307.92	77,677.33	374,848.11
TECNICO SUPERIOR	27 ZA	CF33892	1	9,888.53	0.00	13,417.50	1,458.29	0.00	0.00	0.00	24,764.31	297,171.78	21,142.95	26,369.41	51,307.92	77,677.33	374,848.11
TECNICO SUPERIOR	27 ZA	CF33892	1	9,888.53	0.00	13,417.50	1,458.29	0.00	0.00	0.00	24,764.31	297,171.78	21,142.95	26,369.41	51,307.92	77,677.33	374,848.11
TECNICO SUPERIOR	27 ZA	CF33892	1	9,888.53	0.00	13,417.50	1,458.29	0.00	0.00	0.00	24,764.31	297,171.78	21,142.95	26,369.41	51,307.92	77,677.33	374,848.11
TECNICO SUPERIOR	27 ZA	CF33892	1	9,888.53	0.00	13,417.50	1,458.29	0.00	0.00	0.00	24,764.31	297,171.78	21,142.95	26,369.41	51,307.92	77,677.33	374,848.11
TECNICO SUPERIOR	27 ZA	CF33892	1	9,888.53	0.00	13,417.50	1,458.29	0.00	0.00	0.00	24,764.31	297,171.78	21,142.95	26,369.41	51,307.92	77,677.33	374,848.11
TECNICO SUPERIOR	27 ZA	CF33892	1	9,888.53	0.00	13,417.50	1,458.29	0.00	0.00	0.00	24,764.31	297,171.78	21,142.95	26,369.41	51,307.92	77,677.33	374,848.11
TECNICO SUPERIOR	27 ZA	CF33892	1	9,888.53	0.00	13,417.50	1,458.29	0.00	0.00	0.00	24,764.31	297,171.78	21,142.95	26,369.41	51,307.92	77,677.33	374,848.11
TECNICO SUPERIOR	27 ZA	CF33892	1	9,888.53	0.00	13,417.50	1,458.29	0.00	0.00	0.00	24,764.31	297,171.78	21,142.95	26,369.41	51,307.92	77,677.33	374,848.11
TECNICO SUPERIOR	27 ZA	CF33892	1	9,888.53	0.00	13,417.50	1,458.29	0.00	0.00	0.00	24,764.31	297,171.78	21,142.95	26,369.41	51,307.92	77,677.33	374,848.11
TECNICO SUPERIOR	27 ZA	CF33892	1	9,888.53	0.00	13,417.50	1,458.29	0.00	0.00	0.00	24,764.31	297,171.78	21,142.95	26,369.41	51,307.92	77,677.33	374,848.11
TECNICO SUPERIOR	27 ZA	CF33892	1	9,888.53	0.00	13,417.50	1,458.29	0.00	0.00	0.00	24,764.31	297,171.78	21,142.95	26,369.41	51,307.92	77,677.33	374,848.11
TECNICO SUPERIOR	27 ZA	CF33892	1	9,888.53	0.00	13,417.50	1,458.29	0.00	0.00	0.00	24,764.31	297,171.78	21,142.95	26,369.41	51,307.92	77,677.33	374,848.11
TECNICO SUPERIOR	27 ZA	CF33892	1	9,888.53	0.00	13,417.50	1,458.29	0.00	0.00	0.00	24,764.31	297,171.78	21,142.95	26,369.41	51,307.92	77,677.33	374,848.11
TECNICO SUPERIOR	27 ZA	CF33892	1	9,888.53	0.00	13,417.50	1,458.29	0.00	0.00	0.00	24,764.31	297,171.78	21,142.95	26,369.41	51,307.92	77,677.33	374,848.11
TECNICO SUPERIOR	27 ZA	CF33892	1	9,888.53	0.00	13,417.50	1,458.29	0.00	0.00	0.00	24,764.31	297,171.78	21,142.95	26,369.41	51,307.92	77,677.33	374,848.11
TECNICO SUPERIOR	27 ZA	CF33892	1	9,888.53	0.00	13,417.50	1,458.29	0.00	0.00	0.00	24,764.31	297,171.78	21,142.95	26,369.41	51,307.92	77,677.33	374,848.11
TECNICO SUPERIOR	27 ZA	CF33892	1	9,888.53	0.00	13,417.50	1,458.29	0.00	0.00	0.00	24,764.31	297,171.78	21,142.95	26,369.41	51,307.92	77,677.33	374,848.11
TECNICO SUPERIOR	27 ZA	CF33892	1	9,888.53	0.00	13,417.50	1,458.29	0.00	0.00	0.00	24,764.31	297,171.78	21,142.95	26,369.41	51,307.92	77,677.33	374,848.11
TECNICO SUPERIOR	27 ZA	CF33892	1	9,888.53	0.00	13,417.50	1,458.29	0.00	0.00	0.00	24,764.31	297,171.78	21,142.95	26,369.41	51,307.92	77,677.33	374,848.11
TECNICO SUPERIOR	27 ZA	CF33892	1	9,888.53	0.00	13,417.50	1,458.29	0.00	0.00	0.00	24,764.31	297,171.78	21,142.95	26,369.41	51,307.92	77,677.33	374,848.11
TECNICO SUPERIOR	27 ZA	CF33892	1	9,888.53	0.00	13,417.50	1,458.29	0.00	0.00	0.00	24,764.31	297,171.78	21,142.95	26,369.41	51,307.92	77,677.33	374,848.11
TECNICO SUPERIOR	27 ZA	CF33892	1	9,888.53	0.00	13,417.50	1,458.29	0.00	0.00	0.00	24,764.31	297,171.78	21,142.95	26,369.41	51,307.92	77,677.33	374,848.11
TECNICO SUPERIOR	27 ZA	CF33892	1	9,888.53	0.00	13,417.50	1,458.29	0.00	0.00	0.00	24,764.31	297,171.78	21,142.95	26,369.41	51,307.92	77,677.33	374,848.11
TECNICO SUPERIOR	27 ZA	CF33892	1	9,888.53	0.00	13,417.50	1,458.29	0.00	0.00	0.00	24,764.31	297,171.78	21,142.95	26,369.41	51,307.92	77,677.33	374,848.11
TECNICO SUPERIOR	27 ZA	CF33892	1	9,888.53	0.00	13,417.50	1,458.29	0.00	0.00	0.00	24,764.31	297,171.78	21,142.95	26,369.41	51,307.92	77,677.33	374,848.11
TECNICO SUPERIOR	27 ZA	CF33892	1	9,888.53	0.00	13,417.50	1,458.29	0.00	0.00	0.00	24,764.31	297,171.78	21,142.95	26,369.41	51,307.92	77,677.33	374,848.11
TECNICO SUPERIOR	27 ZA	CF33892	1	9,888.53	0.00	13,417.50	1,458.29	0.00	0.00	0.00	24,764.31	297,171.78	21,142.95	26,369.41	51,307.92	77,677.33	374,848.11
TECNICO SUPERIOR	27 ZA	CF33892	1	9,888.53	0.00	13,417.50	1,458.29	0.00	0.00	0.00	24,764.31	297,171.78	21,142.95	26,369.41	51,307.92	77,677.33	374,848.11
TECNICO SUPERIOR	27 ZA	CF33892	1	9,888.53	0.00	13,417.50	1,458.29	0.00	0.00	0.00	24,764.31	297,171.78	21,142.95	26,369.41	51,307.92	77,677.33	374,848.11
TECNICO SUPERIOR	27 ZA	CF33892	1	9,888.53	0.00	13,417.50	1,458.29	0.00	0.00	0.00	24,764.31	297,171.78	21,142.95	26,369.41	51,307.92	77,677.33	374,848.11
TECNICO SUPERIOR	27 ZA	CF33892	1	9,888.53	0.00	13,417.50	1,458.29	0.00	0.00	0.00	24,764.31	297,171.78	21,142.95	26,369.41	51,307.92	77,677.33	374,848.11
TECNICO SUPERIOR	27 ZA	CF33892	1	9,888.53	0.00	13,417.50	1,458.29	0.00	0.00	0.00	24,764.31	297,171.78	21,142.95	26,369.41	51,307.92	77,677.33	374,848.11
TECNICO SUPERIOR	27 ZA	CF33892	1	9,888.53	0.00	13,417.50	1,458.29	0.00	0.00	0.00	24,764.31	297,171.78	21,142.95	26,369.41	51,307.92	77,677.33	374,848.11
TECNICO SUPERIOR	27 ZA	CF33892	1	9,888.53													

Descripción de Puestos	Nivel	Categ	No. Puestos	ANUALIDADES							ANUALIDADES						
				1100	1200	1300	1400	1500	1600	1700	1300	1500					
GUARDA	21	CF06901	1	9,447.40	0.00	7,400.62	3,560.01	0.00	0.00	0.00	20,438.03	245,256.35	14,306.62	15,745.67	4,093.87	19,839.54	265,095.89
GUARDA	21	CF06901	1	9,447.40	0.00	7,400.62	3,560.01	0.00	0.00	0.00	20,438.03	245,256.35	14,306.62	15,745.67	4,093.87	19,839.54	265,095.89
GUARDA	21	CF06901	1	9,447.40	0.00	7,400.62	3,560.01	0.00	0.00	0.00	20,438.03	245,256.35	14,306.62	15,745.67	4,093.87	19,839.54	265,095.89
JEFE DE SERV Y MANTTO	21	SO1804	1	9,447.40	0.00	7,400.62	3,560.01	0.00	0.00	0.00	20,438.03	245,256.35	14,306.62	15,745.67	4,093.87	19,839.54	265,095.89
JEFE DE SERV Y MANTTO	21	SO1804	1	9,447.40	0.00	7,400.62	3,560.01	0.00	0.00	0.00	20,438.03	245,256.35	14,306.62	15,745.67	4,093.87	19,839.54	265,095.89
JEFE DE SERV Y MANTTO	21	SO1804	1	9,447.40	0.00	7,400.62	3,560.01	0.00	0.00	0.00	20,438.03	245,256.35	14,306.62	15,745.67	4,093.87	19,839.54	265,095.89
SECRETARIA DE APOYO	21	AO3803	1	9,447.30	0.00	11,614.71	1,405.34	0.00	0.00	0.00	22,467.35	269,608.24	19,336.32	25,192.60	7,130.43	96,497.14	368,108.38
SECRETARIA DE APOYO	21	AO3803	1	9,447.40	0.00	7,600.62	3,560.01	0.00	0.00	0.00	20,538.03	246,456.35	14,376.62	15,745.67	4,093.87	19,839.54	265,295.89
SECRETARIA DE APOYO	21	AO3803	1	9,447.40	0.00	7,400.62	3,560.01	0.00	0.00	0.00	20,438.03	245,256.35	14,306.62	15,745.67	4,093.87	19,839.54	265,095.89
SECRETARIO DE APOYO	21	AO3803	1	9,447.30	0.00	11,689.71	1,405.34	0.00	0.00	0.00	22,442.35	269,308.24	19,316.66	25,192.60	5,439.97	76,632.77	345,641.91
SECRETARIO DE APOYO	21	AO3803	1	9,447.40	0.00	7,400.62	3,560.01	0.00	0.00	0.00	20,438.03	245,256.35	14,306.62	15,745.67	4,093.87	19,839.54	265,095.89
SECRETARIO DE APOYO	21	AO3803	1	9,447.40	0.00	7,400.62	3,560.01	0.00	0.00	0.00	20,438.03	245,256.35	14,306.62	15,745.67	4,093.87	19,839.54	265,095.89
Honorarios Asistibles				0.00	30,256.37	0.00	0.00	0.00	0.00	0.00	80,255.37	963,064.44	0.00	0.00	0.00	0.00	963,064.44
PROFESOR INSTRUCTOR DE CAPACITACION MENSUAL				0.00	0.00	0.00	0.00	0.00	0.00	0.00	0.00	0.00	0.00	0.00	0.00	0.00	0.00
Honorarios Profesionales																	
TOTALES				3,314,120	80,255	1,380,942	788,859				6,043,287	72,519,446	4,593,114	7,217,200	6,703,195	13,920,475	86,439,921
FUENTE DE FINANCIAMIENTO TOTAL																	
FEDERAL				69,575,308.53													
ESTATAL				16,904,612.47													
PROPIOS																	
TOTAL CAPITULO 1000				86,439,921.00													

DIRECTORA GENERAL

Lic. Rosa Estefanía Flores Saldierma

DIRECTOR ADMINISTRATIVO

CD. Oscar Rodríguez Salazar

DIRECCIÓN GENERAL DE RECURSOS HUMANOS

OFICIALIA INAVR
Revisión y validación

Lic. Jessica Falcon Corpean